

Flat

Design by Ichiro Iwasaki.

Reference

5935.

Application

Hanging lamps

Installation type

Surface

Description

Flat lamps are a creation from the designer Ichiro Iwasaki. The discs of light descend from the ceiling to form a hanging lamp, where the planes of reflected light blend in with the architecture. All the models in the Flat collection incorporate LED lighting and are available in a range of neutral colour tones.

Diffuser

Polycarbonate diffuser

Materials

Ceiling rose: Steel
Reflector: Aluminum
Body: Steel
Head: Aluminium

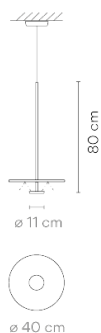
Finish

 **5935-13** Grey L1 (NCS S 1000-N)

 **5935-37** Terra Red (NCS S 4040-Y70R)

 **5935-47** Green L1 (NCS S 4005-G80Y)

Sketch




Electrical characteristics

1 x LED PLATE 13,5W 700mA

Total 13.5 W



VIBIA



Light source: 2700K CRI >90 1740 lm 128 lm/W

Driver included: CC - Constant Current 700 mA 110~240V 50/60Hz

Electronic dimming DALI 1-10V PUSH

Physical characteristics

1 Box / 0.03 x 0.71 x 0.71 m. / Vol. 0.0156 m³ /
Gross weight 6.1 kg. / Net weight 5.0 kg.

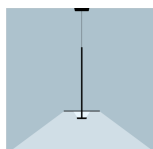
Installation and assembly

Please, see the installation manual

Light distribution

Indirect lighting

Lamp that emits an upward or backward beam that is reflected by the ceiling or wall.



Photometric data

Efficiency : 54.87 lm/W

Coordinate system : CG

Total flux : 811.58 lm

Maximum value : 173.75 cd

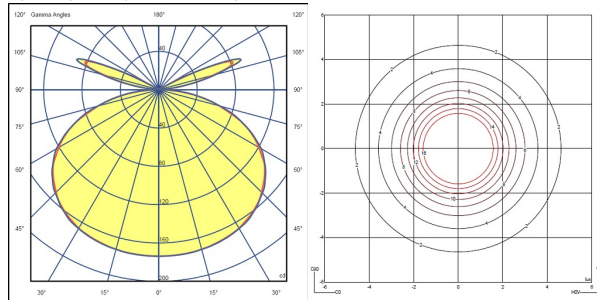
Light position : C=0.00 G=0.00

Isolux : floor

Light position :

X=0.00m Y=0.00m Z=2.50m

Symmetry on the planes : Double symmetrical



Certificates

