

Tempo

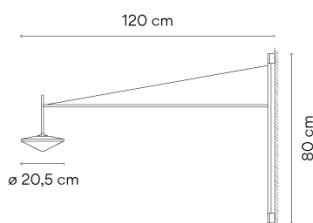
5760

Design By Lievore Altherr

Wall lamp. An adjustable rod emerges from the base attached to the wall, with blown glass diffuser and a tensing cable that permits precise adjustment of the height of the glass tulip. Connection with plug. LED light source.

VIBIA

Model Sheet



Finish	 58 Cream RAL 7044
	 37 Terra Red NCS S 4040-Y70R
	 62 Green NCS S 3010-G20Y
	 18 Graphite ADAPTA RF 9913 WX

LED temperature color 2700 K

Dimming PUSH

Installation type Surface Canopy

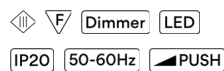
Materials Body: Steel
Diffuser: Blown-glass
LED support: Aluminum

Light source 1 x LED 4W 350mA
E

LED CRI>90 440.81 lm 110
2700 K

Driver CC - Constant Current 350
220~240 V 50/60 HZ

Remarks Dimmer switch on the cable



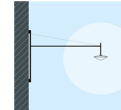
Application Wall Lamps

Packaging 2 Box
0.858 m x 1.18 m x 0.072 m
Gross weight 4.5
Net weight 2.4
Vol. 0.0877

Lighting effect

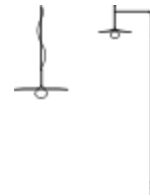
General Lighting

Lamp for general lighting that equally distributes the light in all directions.



Photometric Data

Other Applications



All of our products come with a five-year warranty.
Check our legal terms at www.vibia.com/warranty

Vibia Lighting, S.L.U.

Office / Oficina
Progrés 4-6, 08850 Gavà, Barcelona, Spain.

International T +34 934 796 971
Spain / Portugal T +34 934 796 970

customer.service@vibia.com
vibia.com