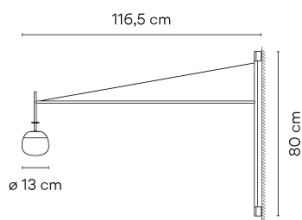


5758

Design By Lievore Altherr

Wall lamp. An adjustable rod emerges from the base attached to the wall, with blown glass diffuser and a tensing cable that permits precise adjustment of the height of the glass tulip. Connection with plug. LED light source.

Model Sheet



Finish	<ul style="list-style-type: none"> 37 Terra Red NCS S 4040-Y70R 62 Green NCS S 3010-G20Y 18 Graphite ADAPTA RF 9913 WX 58 Cream RAL 7044
---------------	--

LED temperature color 2700 K

Dimming PUSH

Installation type Surface Canopy

Materials Body: Steel
Diffuser: Blown-glass
LED support: Aluminum

LED E
CRI>90 440.81 lm 110
2700 K

Driver CC - Constant Current 350
220~240 V 50/60 HZ

Remarks Dimmer switch on the cable



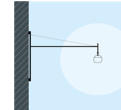
Application Wall Lamps

Packaging 2 Box
0,858 m x 1,18 m x 0,072 m
Gross weight 4,5
Net weight 2,4
Vol. 0,0877

Lighting effect

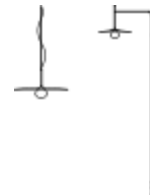
General Lighting

Lamp for general lighting that equally distributes the light in all directions.



Photometric Data

Other Applications



All of our products come with a five-year warranty.
Check our legal terms at www.vibia.com/warranty