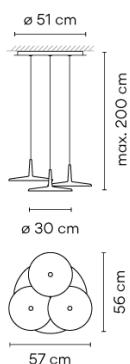
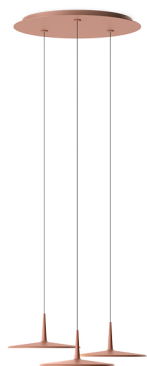


## 0280

Design By Lievore Altherr Molina

SKAN is a hanging lamp with a minimalist design. It is a return to the essential, combining basic shapes and pure lines. Designed by Liévore, Altherr and Molina.

### Model Sheet



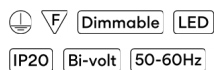
**Optional: Extra cable length**  
Min. quantity, upcharge and extra lead time apply [EN]

|               |   |
|---------------|---|
| <b>Finish</b> | <ul style="list-style-type: none"> <li><span style="display: inline-block; width: 10px; height: 10px; background-color: #476647; border-radius: 50%; margin-right: 5px;"></span> 47 Green L1<br/>NCS S 4005-G80Y</li> <li><span style="display: inline-block; width: 10px; height: 10px; background-color: #2e5c7a; border-radius: 50%; margin-right: 5px;"></span> 42 Blue M1<br/>NCS S 5010-B10G</li> <li><span style="display: inline-block; width: 10px; height: 10px; background-color: #f0e68c; border-radius: 50%; margin-right: 5px;"></span> 10 White<br/>NCS S 0300-N</li> <li><span style="display: inline-block; width: 10px; height: 10px; background-color: #c0392b; border-radius: 50%; margin-right: 5px;"></span> 37 Terra Red<br/>NCS S 4040-Y70R</li> <li><span style="display: inline-block; width: 10px; height: 10px; background-color: #2c3e50; border-radius: 50%; margin-right: 5px;"></span> 11 Black<br/>NCS S 8500N</li> <li><span style="display: inline-block; width: 10px; height: 10px; background-color: #a6897b; border-radius: 50%; margin-right: 5px;"></span> 24 Beige M1<br/>NCS S 2005-Y50R</li> </ul> |
|---------------|---|

|                              |   |
|------------------------------|---|
| <b>LED temperature color</b> | 2700 K  |
| <b>Dimming</b>               | 1-10V PUSH<br><b>Optional</b> DALI or Casambi<br>Min. quantity, upcharge and extra lead time apply [EN] |
| <b>Installation type</b>     | Surface Canopy  |

|                     |   |
|---------------------|---|
| <b>Materials</b>    | Ceiling rose: Steel                             |
| <b>Light source</b> | 3 x LED 9,3W 350mA<br>E                         |
| <b>LED</b>          | CRI>80 3123 lm 116<br>2700 K                    |
| <b>Driver</b>       | CC - Constant Current 350<br>110~240 V 50/60 HZ |

**Remarks**  
Weight 9,2 Kg.  
Triac electronic dimming (leading edge and trailing edge)  
Surface

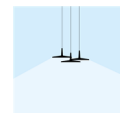


|                    |  |
|--------------------|--|
| <b>Application</b> | Hanging lamps                                    |
| <b>Packaging</b>   | 2 Box<br><br>Gross weight 15.5<br>Net weight 9.2 |

#### Lighting effect

##### General Lighting

Lamp for general lighting that equally distributes the light in all directions.



#### Photometric Data

##### Other Applications

